

Opening Doors to Early Literacy

Infants

Dr. James L. Thomas

itsybitsybabies.pbworks.com

earlyliteracyworkshops@live.com

2010

Opening Doors to Early Literacy
with
Infants...and Their Adult Caregivers

pre/post test

- T/F Very young children respond best to contacts from multiple individuals.
- T/F A room full of objects is the best way to stimulate the infant.
- T/F Babies will not attend visually to eye contact with an adult.
- T/F Songs are one of the most appropriate ways to engage a little one.
- T/F Young children enjoy and benefit from looking at others their own age.
- T/F With a lack of language communication skills, using signs is inappropriate and confusing.
- T/F Books with cluttered pages are easy for the infant to discriminate.
- T/F Babies will not benefit from participating in restful, yoga exercises.
- T/F Asking for objects or diaper changes is not within the capability of an infant.
- T/F Infants can differentiate among basic colors.
- T/F Routines work best with old children, not infants.

Score: _____

Objectives

- define the meaning of “early literacy”;
- list the six essential early literacy skills and describe ideas to incorporate them into daily routines;
- identify content that will maintain interest and engage little ones;
- share activities such as songs, body movement, and books;
- encourage signing activities; and
- provide each parents and/or other adult caregivers techniques that foster early literacy practices.

the term “**early literacy**” simply defined is

what children need to know about reading and writing before they actually learn to read and write.

From what the studies in brain research and reading repeatedly verify and what my experiences working with these age groups show, fostering early literacy is crucial to success during the early childhood years and a predictor for success in adulthood.

Session Content for Infants

Rhyme, Songs, Books, Body Movement, and Signing

OPENING

“Tall Trees”

“Welcome Today Little Starshine”

“The More We Get Together”

“Humpty Dumpty”

“Skinnarmarinkydirydink. Skinnarmarinkydirydoo.”

BOOK TO SHARE

“Shoofly”

“Let’s go to the market, let’s go to the store”

“A Smooth Road”

SIGNING SONGS

“more milk” & “change my diaper”

“Bingo”

“Riding in the buggy, baby mine, baby mine”

“Baby Put Your Shirt On”

YOGA

“Brown Bear, Brown Bear”

“Peek-a-boo”

“Ho, Ho, Watanay”

ENDING

“Up Down, Turn Around”

**email for Dr. James L. Thomas: earlyliteracyworkshops@live.com
wiki site for infants: itsybitsybabies.pbworks.com**

Baby Sign Language Words for Adults and Little Ones

general terms:

| | |
|-----------|------------|
| yes | all done |
| no | baby |
| more | see |
| eat | help |
| please | stop |
| thank you | hurt |
| love | other side |

objects:

| | |
|--------|----------|
| ball | mountain |
| mother | doll |
| father | hat |
| book | bed |

necessary terms:

| | |
|--------|------------|
| diaper | potty |
| change | full/dirty |
| wet | |

colors:

| | |
|-------|--------|
| green | yellow |
| red | blue |

food:

| | |
|-------------|--------|
| cheese | celery |
| milk | banana |
| cracker | apple |
| cereal | water |
| ice cream | eggs |
| juice/drink | butter |

animals:

| | | |
|----------|-----------|--------|
| elephant | cat | frog |
| chicken | butterfly | monkey |
| cow | rabbit | dog |
| bear | pig | hippo |
| duck | tiger | snake |
| fish | bee | |

consult:

American Sign Language Browser
lifeprint.com
babysigningtime.com for DVDs
sign2me.com for flashcards and other materials

list compiled by Dr. James L. Thomas
wiki site: itsybitsybabies.pbworks.com

note: for signing instructions for each word consult the list at the end of this presentation

“Tall Trees”

an echo song

Tall tree,

Warm fire.

Strong winds

Rushing water.

I feel it in my body

I feel it in my soul.

use hand motions

“Welcome Today Little Star Shine”

Welcome today friends of mine;

welcome today little star shine.

welcome today friends of mine;

welcome today little star shine.

"The More We Get Together"

The more we get together, together, together;

The more we get together, the happier we'll be.

'Cause your friends are my friends,

And my friends are your friends.

The more we get together, the happier we'll be.

"Humpty Dumpty"

Humpty Dumpty up,

And Humpty Dumpty down.

Humpty Dumpty to the left,

Humpty Dumpty to the right,

Humpty Dumpty all around.

Humpty Dumpty sat on a wall;

Humpty Dumpty had a great fall.

(HD falls over moaning all the way)

Poor Humpty Dumpty (smiling).

**“Skinnarmarinkydirydink.
Skinnarmarinkydirydoo.”**

Skinnarmarinkydirydink. Skinnarmarinkydirydoo.

I love you.

Skinnarmarinkydirydink. Skinnarmarinkydirydoo.

I love you.

I love you in the morning and in the afternoon

I love you in the evening underneath the moon.

Skinnarmarinkydirydink. Skinnarmarinkydirydoo.

I love you.

with hand motions

"Shoofly" circle to left/right/center

baby facing out!

Shoofly don't bother me, (left and sing)
Shoofly don't bother me,
Shoofly don't bother me,
'Cause I belong to somebody.

Shoofly don't bother me, (right and sing)
Shoofly don't bother me,
Shoofly don't bother me,
'Cause I belong to somebody.

I see, I see, I see the morning star.
(center and sing)
I see, I see, I see the morning star.
I see, I see, I see the morning star.
I see, I see, I see the morning star.

(back to circle: repeat)

**“Let’s go to the market,
let’s go to the store.”**

grocery items

Let’s go to the market, let’s go to the store.
Let’s get a carton of milk, and maybe a few
things more.

Let’s go to the market, let’s go to the store.
Let’s get a dozen eggs, and maybe a few
things more.

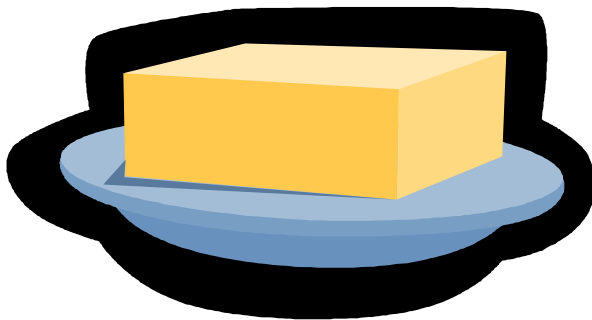
suggestions:

ice cream,

apple,

butter,

banana



“A Smooth Road”

A smooth road, a smooth road

A smooth road, a smooth road

A bumpy road, a bumpy road

A bumpy road, a bumpy road

A rough road, a rough road

A rough road, a rough road

A hole! (laughing and smiling)

“More milk, more milk...”

with objects

More milk, more milk,
Please may I have more milk.
Mine's all gone.

More apple, more apple,
Please may I have more apple.
Mine's all gone.

More water, more water,
Please may I have more water.
Mine's all gone.

More crackers, more crackers,
Please may I have more crackers.
Mine's all gone.



“Bingo”

clapping/listening


silent and clapping

and then—

BINGO, BINGO, BINGO...

And Bingo was his name-o.

with board book by Rosemary Wells



**“Riding in a buggy, baby mine,
baby mine”**

with boxes and blanket

Riding in the buggy, baby mine, baby mine;

Riding in the buggy and you look so fine;

Riding in the buggy, baby mine, baby mine;

Riding in the buggy and you look so fine.

(insert name of child)

Riding in the buggy, mine,mine...

"Baby Put Your Pants On"

Baby put your pants on, pants on, pants on,
Baby put your pants on, 1 2 3. (top bottom)

Baby put your shirt on, shirt on, shirt on,
Baby put your shirt on, 1 2 3.

Baby put your shoes on...
Baby put your hat on...

Now that you're all dressed, all dressed, all
dressed,
Now that you're all dressed, let's go play.

(reverse order; bottom top)

Baby take your hat off, hat off, hat off...
Baby take your shoes off...
Baby take your shirt off...
Baby take your pants off...

Now that you're naked, naked, naked,
Now that you're naked, let's take a bath!

“Brown Bear, Brown Bear, What do you see?” Bill Martin

animals around room

Brown Bear, Brown Bear, what do you see?
I see a yellow duck, looking at me.

Brown Bear, Brown Bear, what do you see?
I see a, looking at me.

suggestions:

print color names


blue horse,

purple cat,

red bird,







brown cow,

white dog, etc.



Brown Bear, Brown Bear, what do you see?

Beautiful children looking at me.



“Peek-a-Boo” (“Frere Jacques”)

Peek-a-boo, peek-a-boo

I see you, I see you

I see your button nose

I see your tiny toes

Peek-a-boo,

I see you.

“Ho, Ho, Watanay”

with drum & spoon

Ho, ho, watanay

Ho, ho, watanay

Ho, ho, watanay

Kiokina, kiokina.

Sleep, sleep, my little one

Sleep, sleep, my little one

Sleep, sleep, my little one

Now go to sleep, now go to sleep.

“Up Down, Turn Around”

Up, down

Turn around.

Touch the sky,

Touch the ground.

Jiggle belly

Tickle my nose,

Blow a kiss,

And say “good-bye.”

“Blue bird, blue bird on my window”

Blue bird, blue bird on my window

Blue bird, blue bird on my window

Blue bird, blue bird on my window

Oh, mommy (daddy) I’m tired

...yellow bird

...red bird

...green bird

with four cutout birds; use signs



pattern may be enlarged as needed;
trace onto heavy poster or tag board

“Rain Is Falling Down”

Rain is falling down. Splash!

Rain is falling down. Splash!

Pitter-patter, pitter, patter;

Rain is falling down. Splash!

Sun is peeking out. Peek!

Sun is peeking out. Peek!

Peeking here, peeking there;

Sun is peeking out. Peek!

use hand motions

“Up, up, up”

Up, up, up

to baby’s nose.

Down, down, down,

to baby’s toes.

-hand motions up and then down

“Baby, baby who do you see?”

Baby, baby who do you see?

I see mommy looking at me.

...daddy...

...kitty...


...doggie...

...grandpa...

...grandma...

...baby... (with mirror)

with subjects in song



“Head, shoulders, knees and toes”

Head, shoulders, knees and toes,

knees and toes;

Head, shoulders, knees and toes.

knees and toes;

Eyes, and ears, and mouth and nose.

Head, shoulders, knees and toes,

knees and toes.

“I went walking and what did I see?”

animals around room

I went walking' and what did I see?

A, looking at me!

I went walking' and what did I see?

A looking at me!

suggestions: print color words


blue horse,

red bird,


green frog,

yellow chicken, etc.

blue




red



green



yellow



“One, two.. ”

**-with signs
-numbers
-word numbers
-objects**

One, two; one two,
I have two eyes,
So do you.

One, two, one two.

...ears

...arms

...legs

...apples

...bananas

1

2

one two



“When...get up in the morning...” with objects

When ducks get up in the morning,
they always say “good-day”.

When ducks get up in the morning,
they always say “good-day”.

They say...



...pigs

..COWS

...dogs

...cats

...I (boo..hoo)



“The Tiny Little Spider”

The tiny little spider went up the water spout,

Down came the rain and washed the spider out.

Out came the sun and dried up all the rain.

And the tiny little spider went up the spout again.

(then without words)

with hand motions and book



by Lorianne Siomades


“The Bear Went Over the Mountain”

The bear went over the mountain;
The bear went over the mountain;
The bear went over the mountain,
To see what he could see.

And all that he could see;
And all that he could see;
Was the other side of the mountain;
The other side of the mountain;
The other side of the mountain,
Was all that he could see.

(then without words)

with hand motions and book



by Rosemary Wells

**“I’ll drive a dump truck...”
with objects**

I’ll drive a dump truck, dump truck, dump truck




I’ll drive a dump truck...all day long.

...drive a car

...sail a boat

...fly a plane

...pull a wagon



How You Can Help Your Child **GROW!**

Key Facts about Early Brain Development

Get Active! Children learn by doing.



Relationships Matter! Children learn best in a relationship with a caring adult.

Over and over! Children learn through repetition.

Windows of Opportunity! The early years are essential for language development.



Ready to Read Skills for Infants (pre-talkers)*

1. print awareness

- read books to your child
- let them see you turn the pages; let them try too!
- point to signs and words that are around you in everyday life

2. print motivation

- let your child see that reading is fun
- make book sharing a special time for you and your child
- short periods of time are okay
- schedule is not as important as the moods of the child
- keep books in the toy box or an accessible shelf or your children to see whenever they wish

3. vocabulary

- use many words and a variety of words
- explain unfamiliar words
- read books which have a different vocabulary from conversation

4. narrative skills

- name things (both ready and pictures in books)
- add description
- listen as your child begins to talk
- tell stories to your child
- talk about what is happening or what happened as you move through you day
- narrate your life

5. letter awareness

- use real objects to help infants understand their world of senses
- point out things that are alike and different
- feel and talk about shapes
- show some ABC books

6. phonological awareness

- sing songs
- repeat rhymes
- play rhyming word games, using silly words too

*includes infants (newborns to 12 months) and young toddlers (1 year)

How to select a book for infants and young toddlers?

Brain research with very young children, infants to 24 months, has shown that this age group learns and responds best from materials that contain the following—

1. are repetitious
2. are simple in content
3. are rhythmic and rhyme
4. have recognizable, realistic characters
5. contain likeable characters
6. have clear, uncluttered backgrounds
7. use basic colors
8. are easily identifiable
9. are memorable and enjoyable
10. have characters surrounded by plenty of white space in order to focus
11. provides an opportunity for kinesthetic experiences



Using the list above, examine the books provided and determine IF any are desirable and appropriate for sharing with a very young child.

Be prepared to defend your choices.

GET READY TO READ!

Children, newborn to age 5, can complete these fun early literacy activities with an adult at home or anywhere. Color in a square or put a sticker on your chart for each activity that you complete. Filled in all 20 squares!

| | | | | | |
|---|--------------------------|--------------------------|--------------------------|--------------------------|--------------------------|
| Check out children's books & music from the library | <input type="checkbox"/> | <input type="checkbox"/> | <input type="checkbox"/> | <input type="checkbox"/> | <input type="checkbox"/> |
| Read together for 20 minutes a day | <input type="checkbox"/> | <input type="checkbox"/> | <input type="checkbox"/> | <input type="checkbox"/> | <input type="checkbox"/> |
| Attend a library story time | <input type="checkbox"/> | <input type="checkbox"/> | <input type="checkbox"/> | <input type="checkbox"/> | <input type="checkbox"/> |
| Help your child learn a fingerplay like the "itsy, bitsy spider" and perform for the family! | <input type="checkbox"/> | <input type="checkbox"/> | <input type="checkbox"/> | <input type="checkbox"/> | <input type="checkbox"/> |
| Talk about a book that you shared | <input type="checkbox"/> | <input type="checkbox"/> | <input type="checkbox"/> | <input type="checkbox"/> | <input type="checkbox"/> |
| Listen to a children's book on cassette/ CD | <input type="checkbox"/> | <input type="checkbox"/> | <input type="checkbox"/> | <input type="checkbox"/> | <input type="checkbox"/> |
| Sing a song while riding in the car, taking a bath, walking to the park, or shopping! | <input type="checkbox"/> | <input type="checkbox"/> | <input type="checkbox"/> | <input type="checkbox"/> | <input type="checkbox"/> |
| Check out a book featured in the Early Literacy Guide and do some of the games & activities featured. | <input type="checkbox"/> | <input type="checkbox"/> | <input type="checkbox"/> | <input type="checkbox"/> | <input type="checkbox"/> |
| Take a walk and talk about what you see (road signs, animals, shapes,...) | <input type="checkbox"/> | <input type="checkbox"/> | <input type="checkbox"/> | <input type="checkbox"/> | <input type="checkbox"/> |
| Look for objects or pictures of items that begin with the first letter of your name | <input type="checkbox"/> | <input type="checkbox"/> | <input type="checkbox"/> | <input type="checkbox"/> | <input type="checkbox"/> |



Large Magnetic Alphabet Letters

- place these letter
 - around the room of the child
 - around the day care center
 - around the house



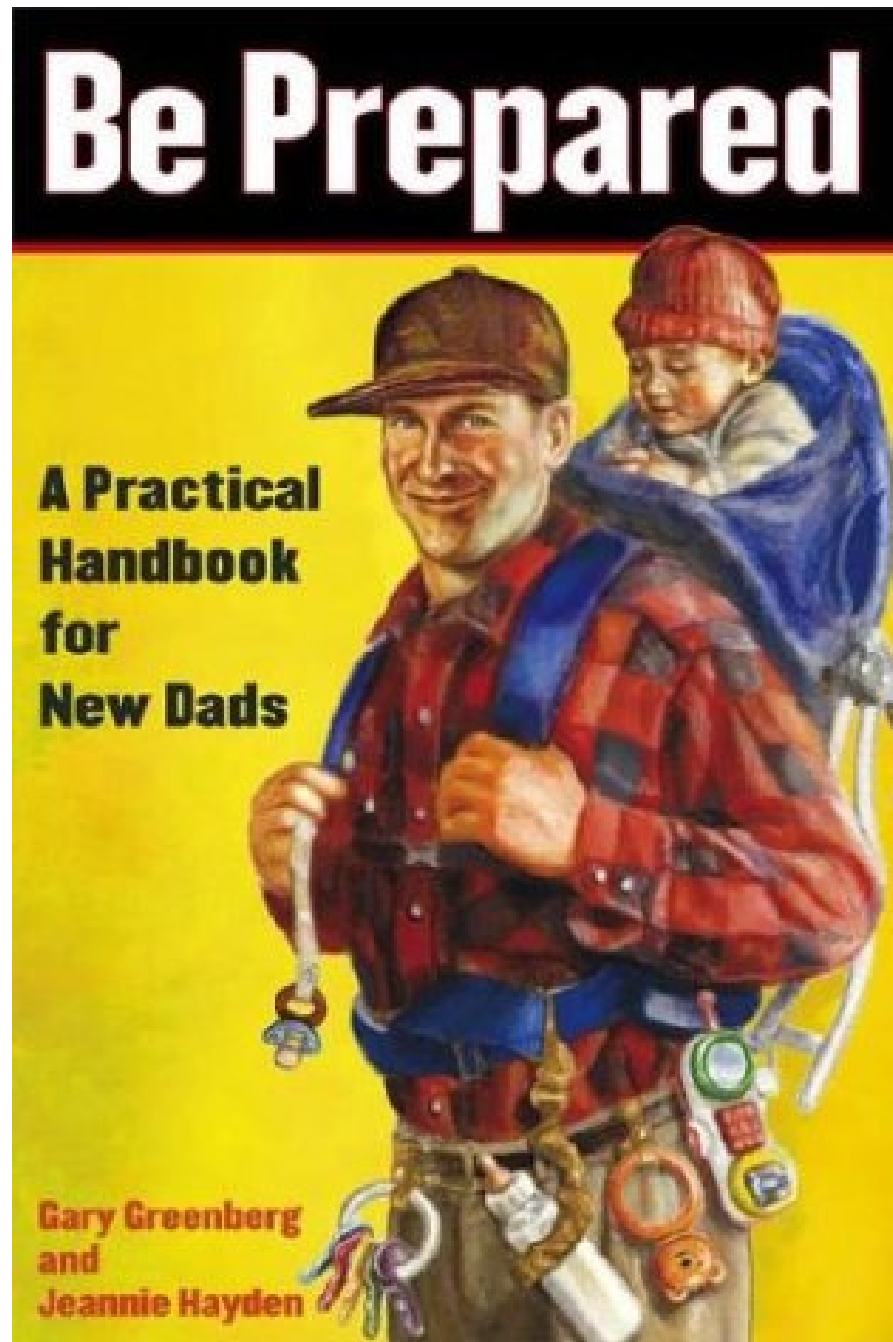
[Jumbo 5" Magnetic Letters - Uppercase](#)

\$16.95 - \$29.95

<http://www.lakeshorelearning.com/>

search term: magnetic alphabet

THE ideal purchase of the new father!



Amazon: new-\$10.20 to used-\$4.39



Book and Music Resources

Amazon

New: \$29 Used: \$23



Nancy Stewart
 Friends Street Music
 6505 SE 28th, Mercer Island, WA 98040
 Phone (206) 232-1078
 Fax number (206) 232-0292
 and of course, email:
nancy@nancymusic.com

Sign Language Materials

Sign Language Books for Parents

Baby Sign Language Basics & Sign, Sing and Play by Monta Briant

Sign with your Baby by Joseph Garcia

Signing Smart by Michelle Anthony

ASL Books to Read with Children

Sign about Getting Ready; Sign about Meal Time;

My First Animal Signs by Anthony Lewis

My First Signs by Annie Cute

Simple Signs & More Simple Signs by Cindy Wheeler



Pick Me Up! book & CD with signs for songs
(available for check out from KCLS)

DVDs


“Signing Time”

“Sign Me a Story”

“Blue’s Clues All Kinds of Signs”



NEW: “American Sign Language for Babies”
from Dawn Sign Press, www.dawnsign.com
“video clips of the signs in the book, learn more
about ASL, and watch clips of babies signing”



Website

<http://www.aslpro.com> (video demonstration of words)

sign names and instructions for signing

general terms

| | |
|------------|---|
| yes | fist shakes up and down and represents the head nodding |
| no | forefinger and middle finger snap close on the thumb |
| more | both hands (palms facing person) come together and tap in a manner that indicates things being added to a pile |
| eat | one hand with fingers together places food in the mouth |
| please | open hand circles over the heart/chest to indicate pleasure |
| thank you | hand moves out and down; this sign is similar to the gesture of kissing ones hand and extending the hand towards someone else in order to show ones gratitude |
| love | hands hug something over the chest (x crossed) to indicate the concept of love |
| all done | hands shake outward to indicate that something is over (finished) |
| baby | a natural gesture for indicating holding a baby |
| see | V handshape; hand moves to the front in a general sign to express the concept of seeing |
| stop | palm facing out and movement from chest to front |
| help | one hand lifts the other hand up to represent the concept of assisting (helping) |
| hurt | two index fingers move to and from each other to represent the throbbing sensation associated with pain |
| other side | thumb up and hand clenched, moves from left to right as in hailing a car ride |

objects

| | |
|----------|---|
| ball | hands are holding onto a ball |
| mother | fingers of the five handshape is wiggled with the thumb by the side of the chin |
| father | fingers of the five handshape is wiggled with the thumb on the forehead |
| book | palms together, open and shut |
| mountain | two fists, one knocks on top of the other followed by the hands indicating the side of a mountain |
| doll | bent index finger placed on the nose and pulled downward |
| hat | pat head twice |
| bed | hand represents a pillow against which the head is resting |

necessary terms

| | |
|------------|--|
| diaper | index and middle finger together move down on both sides twice |
| potty | thumb stuck between index and middle finger and shaken |
| change | fists on top of one another and then moved above/below |
| wet | both hands turned upward with thumbs quickly touching other fingers |
| full/dirty | fingers wiggle under chin indicate food falling from one's mouth; or dirty diapers |
| tired | hands are placed on the chest and are moved downward along with the shoulders drooping to represent that someone does not have the strength to go on |

colors

| | |
|--------|--|
| green | index finger above thumb; rest of hand closer; shake twice |
| red | stroke the lips one time with the tip of your index finger |
| yellow | right thumb and pinkie extended while other fingers are closed; shake sideways |
| blue | thumb tucked and other fingers straight up palm outwards; move sideways |

foods

| | |
|-------------|---|
| cheese | bring both hands together; rotate your right hand back and forth |
| milk | open/close a fist as if squeezing an object |
| cracker | right fist moves twice against the left elbow |
| cereal | index finger is moved across lips straight and then into a 'c' formation |
| ice cream | appear to be holding a cone and licking it twice; tough does not have to appear |
| juice/drink | hand appears to be holding a drink; open and to mouth twice |
| celery | "C" sign from below is brought to the mouth |
| banana | peel the right index finger with the left hand |
| apple | fist of right hand with thumb out and rub against the cheek |
| water | three middle fingers are spread to form "W" and touched to under lips |
| eggs | both hands, index/middle fingers together, meet at tips and move downward |
| butter | index/middle fingers together right hand brushes middle of left hand |


animals

| | |
|--------------|---|
| elephant | trunk of an elephant is moved in front of the face |
| chicken/bird | thumb and forefinger mimic the action of a bird's beak |
| cow | "yellow" sign to side of head and moved back and forth; or two hands milking a cow |
| bear | arms/hands cross and scratch chest |
| duck | index and middle finger to mouth and open/close twice |
| fish | movement of hand swishing mimicking fish tail |
| cat | fingers pulling to side of face mimic whiskers |
| butterfly | thumbs lock and fingers flutter to mimic the wings of a butterfly flying |
| rabbit | index and middle finger up and hopping in front of face or ears on both sides of face |
| pig | hand flaps under the chin food dripping from pig's mouth; similar to "dirty" sign |
| tiger | bent fingers on both hands are pulled across face |
| bee | index and thumb pinched together hit cheek and then brush aside the "bee" |
| frog | tongue is stuck out twice |
| monkey | sign mimics a monkey scratching itself on both side of body |
| dog | hand pats the side and then snaps the fingers OR tongue sticks out panting |
| hippo | "yellow" shape on both hands opens and closes to show big mouth |
| snake | index and middle fingers bent and slither forward to replicate movement |

Yoga for Babies and Toddlers


Little Yoga by Rebecca Whitford and Martina Selway.

Here is a playful introduction to nine simple yoga exercises for young children. Toddlers will enjoy moving along with "Yoga Baby" as they follow the basic poses. This interactive picture book also includes helpful information for parents and educators. (E613.704608 WHI)




Itsy bitsy yoga by Helen Garabedian.

Shows poses to help your baby sleep longer, digest better, and grow stronger. "Through yoga, babies sense their parents' trust and deep commitment to understanding as they move forward in developing their physical, social, intellectual, and emotional skills." (649.112 GAR)




A Yoga Parade of Animals by Pauline Mainland.

Inspires children to assume beginning yoga positions using the shapes of animals as guides. With simple explanations and easy-to-follow instructions, this book develops a life-lasting awareness of good relaxed posture, stillness and inner well-being. (J613.7046 MAI)




Baba's Yoga for Elephants by Laurent de Brunhoff.

Babar the elephant demonstrates and provides step-by-step instructions for basic yoga techniques and positions, then shows how he and Celeste use them to relax and have fun as they travel around the world. (J613.704608 BRU)




Sleepy Little Yoga by Rebecca Whitford.

May be used to calm a young child and to introduce yoga poses. Colorful pages show a toddler in an easy pose opposite an animal in a similar position. The book is fun to share, even in a group storytime, while letting children do their own thing. A photo spread shows children practicing the postures. (on order)




Children's Book of Yoga by Thia Luby.

Presents six complete yoga workouts designed for children from three to twelve years of age. (J613.7046 LUB)



Twist: Yoga Poems by Janet Wong.


A collection of 16 poems sure to inspire even the youngest yogi! (E811.54 WON)



Yoga Positions for Infants and Young Toddlers



downward dog




snake



baby bear



porcupine



downward dog



lion

"How Yoga Can Help You and Your [Child]"*

Top Twelve Reason Why Babies and Toddlers Need Yoga:


- to help them sleep better and longer
- to improve digestion and ease gas pain
- to turn fussiness into happiness
- to promote a healthy, physically fit lifestyle
- to strengthen the parent-child bond
- to increase neuromuscular development
- to cultivate self-esteem and positive body image
- to boost the immune system
- to reduce stress and develop relaxation techniques
- to reduce anxiety
- to increase body awareness
- to aid the natural development of movement from birth to walking

**Itsy Bitsy Yoga: Poses to Help Your Baby Sleep Longer, Digest Better, and Grow Stronger*
by Helen Garabedian.


Potty Books

Young Toddlers

The Potty Book for Boys
by Alyssa Capucilli




The Potty Book for Girls
by Alyssa Capucilli




Tinkle, Tinkle Little Tot
by Bruce Lansky



I Love My Potty
by Lara Jones



On Top of the Potty
by Alan Katz



Going to the Potty
by Fred Rogers



Potty Poo-Poo Wee-Wee!
by Colin McNaughton

